



The T-Link universal IP alarm communicator (TL300) is a valuable addition to the T-Link family of Internet/network alarm communicators. Capable of communicating with any control panel (including third-party manufacturers) that uses the Contact ID format, the simple-to-install TL300 saves end-users money by taking advantage of their existing IP networks and security equipment to create fully supervised security solutions between protected premises and central monitoring stations. This method provides flexibility and an always-on, two-way line of communication. The TL300 communication stream is small and requires only a limited amount of network bandwidth. This ensures that the integrity of the data being transferred never becomes compromised. To reduce security risks, the module utilizes industry-leading, 128-bit AES encryption, polling and hardware substitution protection.



Product Features:

- ▶ Compatible with any control panel that uses the Contact ID format
- ▶ 2-way, always-on IP communication
- ▶ Works over local LAN/WAN network or the Internet
- ▶ 128-bit AES encryption (NIST approved)
- ▶ Supports DHCP (dynamic IP addresses)
- ▶ Reports events to 2 different receiver IP addresses
- ▶ Polling and hardware substitution protection
- ▶ Low network bandwidth requirements
- ▶ Compatible with 10/100BaseT networks
- ▶ 4 on-board programmable zone inputs (expandable to 12 using PC5108 zone expander module)
- ▶ 2 programmable voltage outputs
- ▶ Programmable through the panel keypad or T-Link Console software
- ▶ UL AA High-Line Security, ULC Level 3/4/5 and CE listed



How it Works

The TL300 connects directly to the telephone output of a control panel and simulates a telephone connection, providing a TCP/IP connection that sends predefined Contact ID codes to the central monitoring station.

Value Added

To ensure dependable and timely event notification, the TL300 is capable of reporting to two different receiver IP addresses—a back-up feature that allows communication to continue in the event one of the IP addresses is inaccessible. The module can also be programmed to communicate events to two different e-mail addresses. These e-mail addresses can be associated with a personal computer, pager, enabled mobile phone or PDA.

Flexibility


Programming the TL300 can be accomplished locally using the DSC LCD5500 keypad or the T-Link Console software over the IP network connection made directly to the communicator's Ethernet port.

By interfacing to the module's four on-board programmable zone inputs, the TL300 can be configured to operate as a stand-alone communicator for interfacing existing third-party control equipment. Full two-way communication with the TL300 and the Sur-Gard System III receiver's IP line card, the SG-DRL3-IP, allows for alarm reporting as well as remote diagnostics.

Secure Communication

The TL300 utilizes industry-leading 128-bit AES encryption, polling, hardware substitution protection and application-specific hardware to help eliminate security risks.

Because the module's communication stream is minimal and draws only small amounts of network bandwidth, data transfer remains timely and accurate.



Compatibility

The TL300 is compatible with any control panel, via the Ring and Tip connection, that uses the Contact ID format and follows the Contact ID specifications of 40 ms/60 ms on/off time.

Direct trigger inputs of the TL300 can be controlled by outputs on any control panel.

Central station IP receiver:

- Sur-Gard System III with SG-DRL3-IP line card

Please refer to applicable manuals for further details.

Specifications

Dimensions	3.25" x 5.25" (83 mm x 133 mm)
Input Voltage	12 VDC
Current Draw	250 mA (275 mA with PGM or PC5108)
Operating Environment	32° to 120° F (0° to 49° C)
Relative Humidity	5% to 93%

Ordering Information:

T-Link TL300	Universal IP Alarm Communicator
PC5108	Zone Expander Module

For product information
www.dsc.com

Product specifications and availability subject to change without notice. Certain product names mentioned herein may be trade names and/or registered trademarks of other companies.
©2005 2005-11